

Building Light Control

Mini BLC-4DI



Product sheet

Wirelessly control any make or type of luminaire

The Mini BLC-4DI is a small smart wireless module with four digital inputs. With a Mini BLC-4DI you can commission all of our sensor- or actuator functionalities onto a digital input of your choice.

BLC modules automatically form a wireless sensor-and-control network that is self-organizing and self-synchronizing, resulting in a robust and scalable smart lighting system that inherently is the foundation for a smart building network.

Easy installation

The Mini BLC-4DI is small enough to fit into almost anything and its separate antenna makes up for extra flexibility. The installation of the Mini BLC-4DI is kept simple with two mounting slots. The wiring can be fixed and covered by an optional strain relief.

Technical summary

A Mymesh Mini BLC-4DI operates in the 2.4GHz ISM band. The Mymesh network protocol ensures a resilient and reliable connection. The Mini BLC-4DI is fitted with an external antenna providing enough reach for most indoor office and industrial applications. Every BLC device acts like a repeater for the next device, expanding the range and reliability of the wireless network.

Order information

5606.5004.002	Mini BLC-4DI
5606.1612.001	Strain Relief Mini BLC

Network features

- Wireless, stand-alone network that is self-organizing and self-healing
- 2.4GHz communication for reliable data transfer
- Secure by design
- Ultra-scalable to > 10.000 fixtures in one network
- Low operational cost

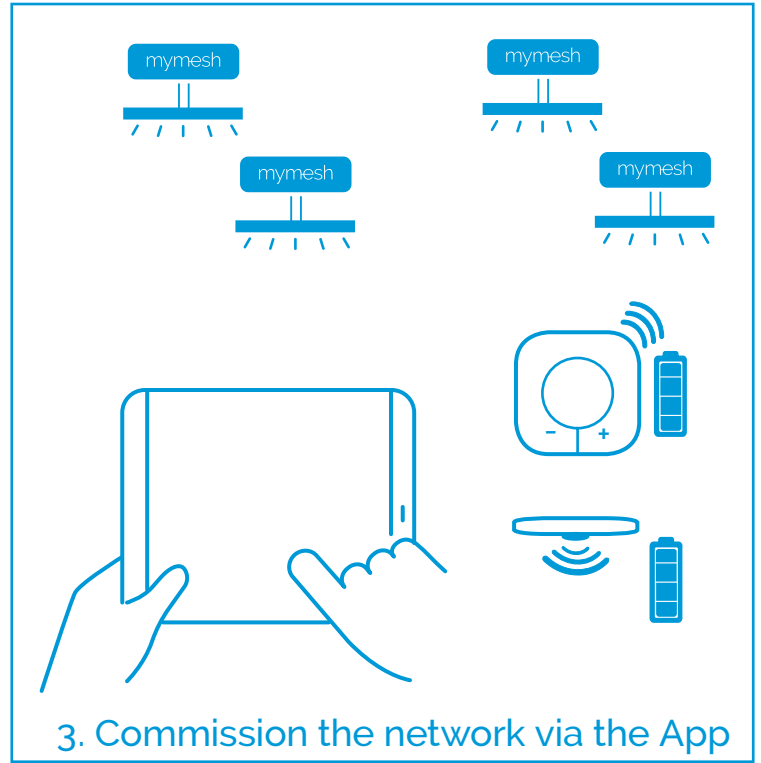
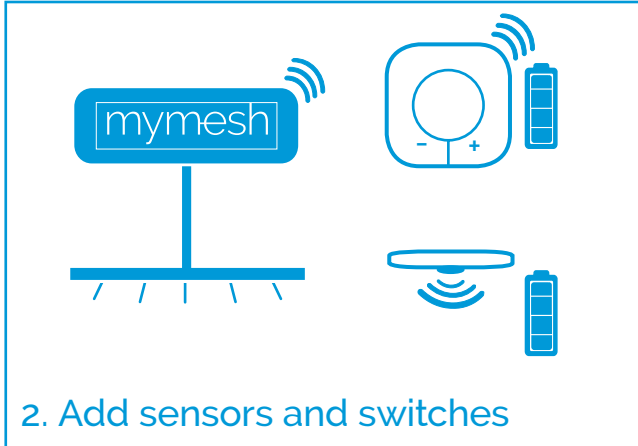

Special features:

- Can be commissioned as whatever you want, limited to the functionality our sensors or actuators can provide.
- Low energy consumption by using latest RF technology
- 30% (minimum) to 90% energy savings with light control

Optional

- On-the-fly (re) commissioning with a Mymesh BLE Gateway and Mymesh commissioning app for iPad
- Connect to third party backoffice / Light Management system (LMS) via a Mymesh Ethernet Gateway

Smart lighting in 3 steps



Technical specifications

Connections

Power supply: single phase 230VAC (+/-10% 50Hz)
Wiring: 1.5 mm²
Antenna: SMA Female

Energy consumption

Typical: 0.2 Watt

Radio

2.4GHz ISM band (2.400 – 2.4835 GHz)

Safety

Class II, double insulation
Overvoltage category II
Surge protection (1kV L/N)

Environment

Operating temperature -25°C to +70°C
Relative humidity 10% to 90%
Installation height maximum 2000m above sea level

Protection degree

IP20

Certification

ETSI EN 300 440
ETSI EN 301 489-01/03
IEC EN 60950-1:2006
CE marking

Housing

LxWxH: 84 x 30 x 24.9 mm
Material: ABS PA-765
Weight: approx 50 gram
Color: RAL 9003 (white)

This product sheet is subject to change.
Vo.4.12

Contact information

<http://chess.nl>
info@chess.nl
Tel: +31 (0)23 51 49 149

Visiting address

Chess Wise BV
Richard Holkade 8A
2033 PZ HAARLEM
The Netherlands

Shipping address

Chess Wise BV
Oorkondelaan 65
2033 MN Haarlem
The Netherlands

Trade information

Chamber of commerce: KvK 59280719
IBAN: NL36RABO 0140 0676 98
Swift: RABONL2U
VAT: NL853402723B01