

# Building Light Control

## BLC200



## Product sheet

### Wirelessly control any make or type of luminaire

The BLC 200 is equipped with lighting controllers for LEDs and lightbulbs enabling wireless control and management of light fixtures. The BLC 200 includes controllers for DALI drivers, 1-10v and a relays interface capable of controlling a wide range of light fixtures. BLC modules automatically form a wireless sensor-and-control network that is self-organizing and self-synchronizing, resulting in a robust and scalable smart lighting system that inherently is the foundation for a smart building network.

#### Easy installation

The BLC 200 is easy to install due to the two mounting slots placed on either side of the product. The dimensions of the BLC allow for easy installation within the light fixture or placement above the ceiling.

#### Technical summary

A Mymesh BLC 200 operates on the 2.4GHz ISM band. The Mymesh network protocol ensures a resilient and reliable connection. The BLC 200 is fitted with an internal antenna providing enough reach for most indoor office and industrial applications. Every BLC device acts like a repeater for the next device, expanding the range and reliability of the wireless network.

#### Order information

5606.1000.001  
BLC 200

#### Network features

- Wireless, stand-alone network that is self-organizing and self-healing
- 2.4GHz communication for reliable data transfer
- Secure by design
- Ultra-scalable to > 10.000 fixtures in one network
- Low operational cost

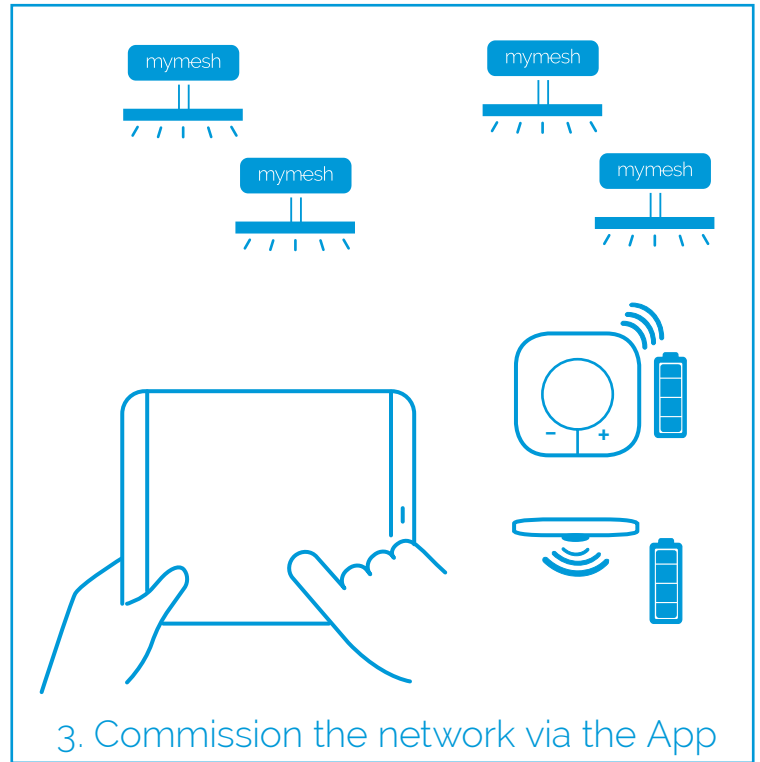
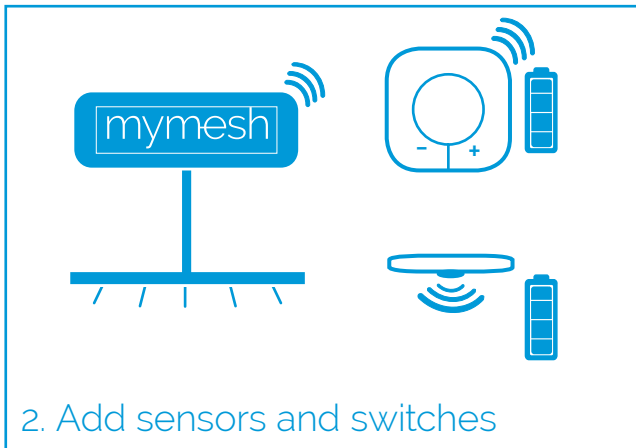

#### Special features:

- Dimming and switching of a wide range of lamps and LEDs
- Low energy consumption by using latest RF technology
- 30% (minimum) to 90% energy savings with light control

#### Optional

- On-the-fly (re) commissioning with a Mymesh BLE Gateway and Mymesh commissioning app for iPad
- Connect to third party backoffice / Light Management system (LMS) via a Mymesh Gateways (2G/3G or Ethernet)

# Smart lighting in 3 steps



## Technical specifications

### Connections

Power supply: single phase 230VAC (+/-10% 50Hz)  
DALI: master output (maximum of 1 slave)  
1-10V  
Switched 230VAC outlet: maximum 200W  
Maximum switching current: 3A  
Maximum switching voltage: 277VAC  
Maximum switching capacity: 720VA  
Wiring: 1.5 mm<sup>2</sup>

### Typical Energy consumption

Without Relay: 0.5 Watt  
With Relay: 1 Watt

### Safety

Overvoltage category II  
(add additional external protection if necessary)  
Surge protection (1KV L/N)  
Basic isolation  
External fuse needed

### Environment

Operating temperature -25°C to +70°C  
Relative humidity 10% to 90%  
Installation height maximum 2000m above sea level

### Protection degree

IP20

### Certification

ETSI EN 300 440  
ETSI EN 301 489-01/03  
IEC EN 60950-1:2006 + A1:2010 + A11:2009 +  
A12:2011 + AC:2011 + A2:2013  
CE marking

### Radio

2.4GHz ISM band (2.400 – 2.4835 GHz)

### Housing

LxWxH: 150.2 x 40.2 x 28.2 mm  
Material: ABS PA-765  
Weight: 110 gram  
Color: RAL 9003 (white)

This product sheet is subject to change.  
Vo.4.12

### Contact information

<http://chess.nl>  
[info@chess.nl](mailto:info@chess.nl)  
Tel: +31 (0)23 51 49 149

### Visiting address

Chess Wise BV  
Richard Holkade 8A  
2033 PZ HAARLEM  
The Netherlands

### Shipping address

Chess Wise BV  
Oorkondelaan 65  
2033 MN Haarlem  
The Netherlands

### Trade information

Chamber of commerce: KvK 59280719  
IBAN: NL36RABO 0140 0676 98  
Swift: RABONL2U  
VAT: NL853402723B01